



dermograph™

BEAUTIFUL SKIN STARTS  
*BENEATH* THE SURFACE

## INTRODUCING THE DERMOGRAPH™

The dermograph™ is the world's first ever transdermal skin analyser developed by a leading dermascopist plastic surgeon and eminent bio-physicist team. Combining dermascopy + spectroscopy + nanotechnology methods of analysis, this revolutionary system delves 2mm below the surface of the skin to the dermal layer, allowing aestheticians to examine skin conditions where they originate.

## TRANSDERMAL TECHNOLOGY

The transdermal imager reaches 2mm beneath the epidermis to analyse and identify skin imbalances at the dermal level, eliminating the guesswork associated with surface-only skin consultations.

## RAPID ANALYSIS

Featuring state-of-the-art analytical software, the dermograph™ delivers swift and accurate examination results in just a few minutes flat.

## PROFESSIONAL SOLUTIONS

Based on each patient's unique analytical data, the dermograph™ automatically recommends the necessary skin-corrective treatments and products required to return skin to its optimal health and vitality.


## BEAUTIFUL SKIN STARTS *BENEATH* THE SURFACE



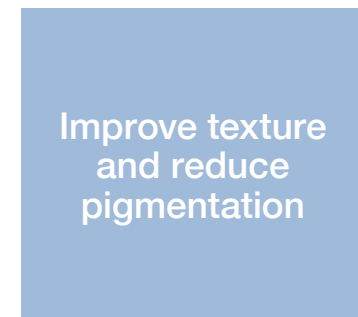
Regulate  
oil  
production  
and reduce  
redness




Build  
collagen and  
elastin



Increase  
skin  
hydration



Improve texture  
and reduce  
pigmentation



dermograph™

# DERMOGRAPH™ FACE CARD

technologist.....  
 date ...../...../.....  
 name.....  
 address.....  
 city..... state.....  
 email.....  
 phone.....  
 age group:  
 Teen     30's     50's  
 20's     40's     60+

## Skin Concerns

Oiliness     Redness  
 Skin Hydration     Hyperpigmentation  
 Skin Texture     Collagen and Elasticity  
 Other.....

## Current Skin Care Regime

	Daily AM	Daily PM
Cleanser	<input type="checkbox"/>	<input type="checkbox"/>
Toner	<input type="checkbox"/>	<input type="checkbox"/>
Exfoliator	<input type="checkbox"/>	<input type="checkbox"/>
Serum	<input type="checkbox"/>	<input type="checkbox"/>
Moisturiser	<input type="checkbox"/>	<input type="checkbox"/>
Eye Cream	<input type="checkbox"/>	<input type="checkbox"/>
SPF Cream	<input type="checkbox"/>	<input type="checkbox"/>

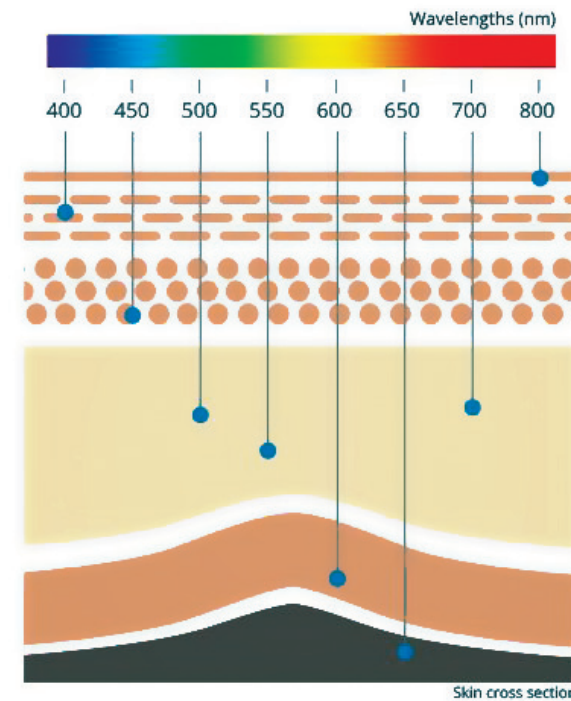
# EXPERIENCE THE DERMOGRAPH™

"My skin consultation with the dermograph totally exceeded my expectations. It was really cool to see my results come up on screen instantly. I loved the fact that at the end it gave me skincare recommendations and tips based on my results. That was really helpful. I have a much better grasp now on what my skin needs to look its best and that information is priceless really." - Sara B.

"The dermograph experience was super professional and actually quite fun. I feel more confident in understanding my skin now because this kind of technology can see more than what our eyes can – it's pretty amazing. I had a feeling my skin was dehydrated but I had no idea it was that bad. The treatments and products dermograph prescribed for me has done wonders for my skin. It looks and feels healthier and more hydrated. I'm glowing. Thanks dermograph!" - Kerrie M.



# HOW IT WORKS



The dermograph™ employs a number of sophisticated scientific techniques to critically analyse key variables in the skin. Backed by many years of research, the system utilises a combination of sensors, imaging software and safe, visible natural light illumination to decode the unique tissue characteristics of the skin and provide effective treatment solutions to match each patient's skin health profile. With just 3 transdermal images taken of the skin, the dermograph™ intricately examines dryness, premature ageing, oiliness, acne, redness, uneven skin tone and skin texture irregularities before delivering a detailed report in easy to understand measurements.

# DERMOGRAPH™ IN THE MEDIA

The dermograph™ has captured the attention of some of the biggest names and influencers in the beauty and medi-aesthetics fields for its pioneering contribution into examining and understanding the nature of our skin.



Professional BEAUTY    SPA+CLINIC aesthetics med wellness

API AESTHETICS PRACTITIONERS Journal

dermograph™